

# JOINT COMMITTEE ON VOLUNTEER FIRE DEPARTMENTS AND EMERGENCY MEDICAL SERVICES

## EMS Minimum Staffing Requirements

Mr. Joseph “Jody” Ratliff, Director WV OEMS  
November 14, 2023, Allegheny Room, Oglebay - 208W  
Wheeling, WV



# EMS Response Data

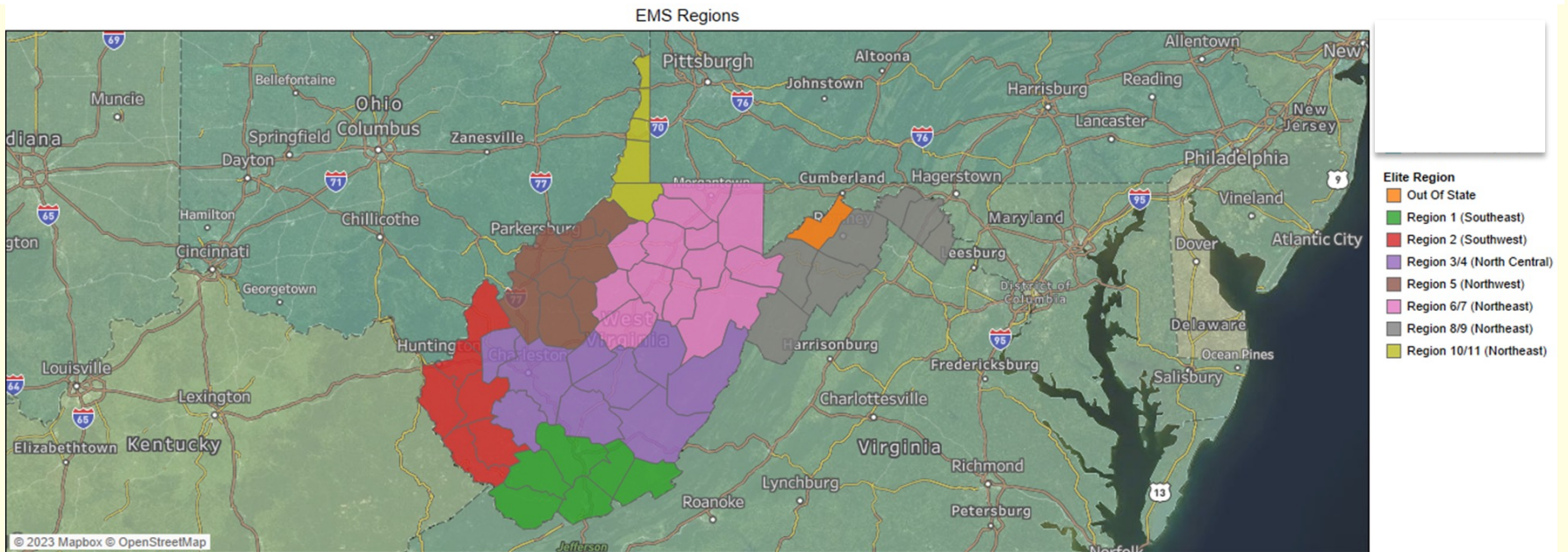
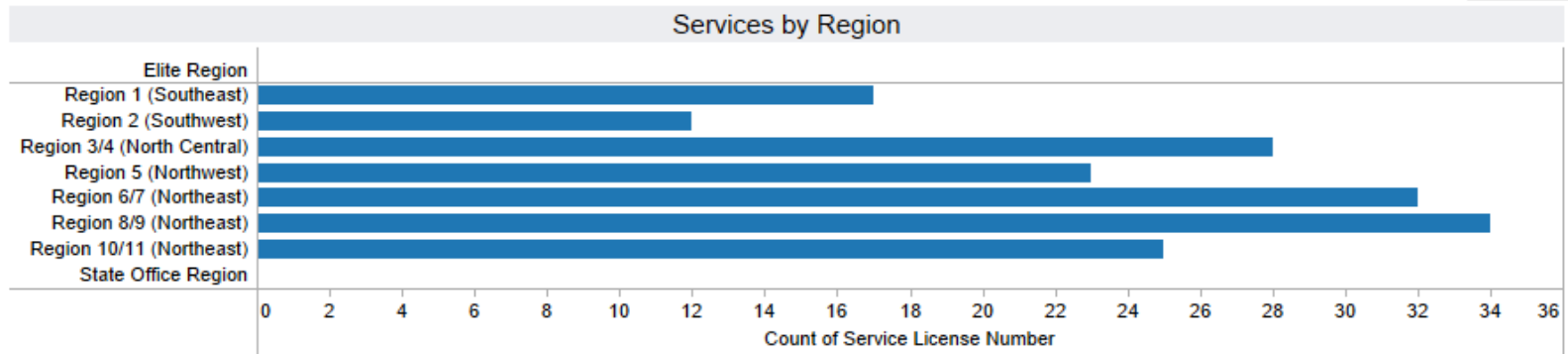
The following information is from October 2022 to October 2023

<b>911 Response (Scene)</b>	<b>Interfacility Transport</b>	<b>Medical Transport</b>	<b>Grand Total</b>
<b>228484</b>	<b>44820</b>	<b>147614</b>	<b>420918</b>

- Response dispatched every 48 seconds
- 911 Response every 2 minutes 18 seconds
- Interfacility Response 122.7 per day
- Medical Transports 404 per day

# EMS Services and Regions

## EMS Services and WV Regions



Map based on Longitude (generated) and Latitude (generated). Color shows details about Elite Region. Details are shown for Service State and Service County. Map coloring shows 2018 Housing Units by State. The view is filtered on Service

# Vehicle and Staff Requirements

## 911 Only Minimum Vehicles per County

County	Population	2023 Response Volume	Vehicles Required
Barbour County	15,414	1979	3
Berkeley County	129,490	18427	15
Boone County	20,968	5121	3
Braxton County	12,185	1989	2
Brooke County	21,733	3357	3
Cabell County	92,730	24187	11

# Response Time

## 911 Responses

Best Average Response Time (minute)		
County	Average Response Min	Rank
Ohio	8.61	1
Jefferson	11.36	2
Hancock	11.84	3
Berkeley	12.53	4
Kanawha	16.32	5

Ambulance response time is measured as the time (in minutes) between the initial call to emergency medical services (EMS) and when the patient is reached by ambulance.

Worst Average Response Time (minute)		
County	Average Response Time	Rank
Wirt	32.70	51
McDowell	34.44	52
Summers	39.37	53
Clay	47.34	54
Pendleton	50.33	55

## 911 Responses

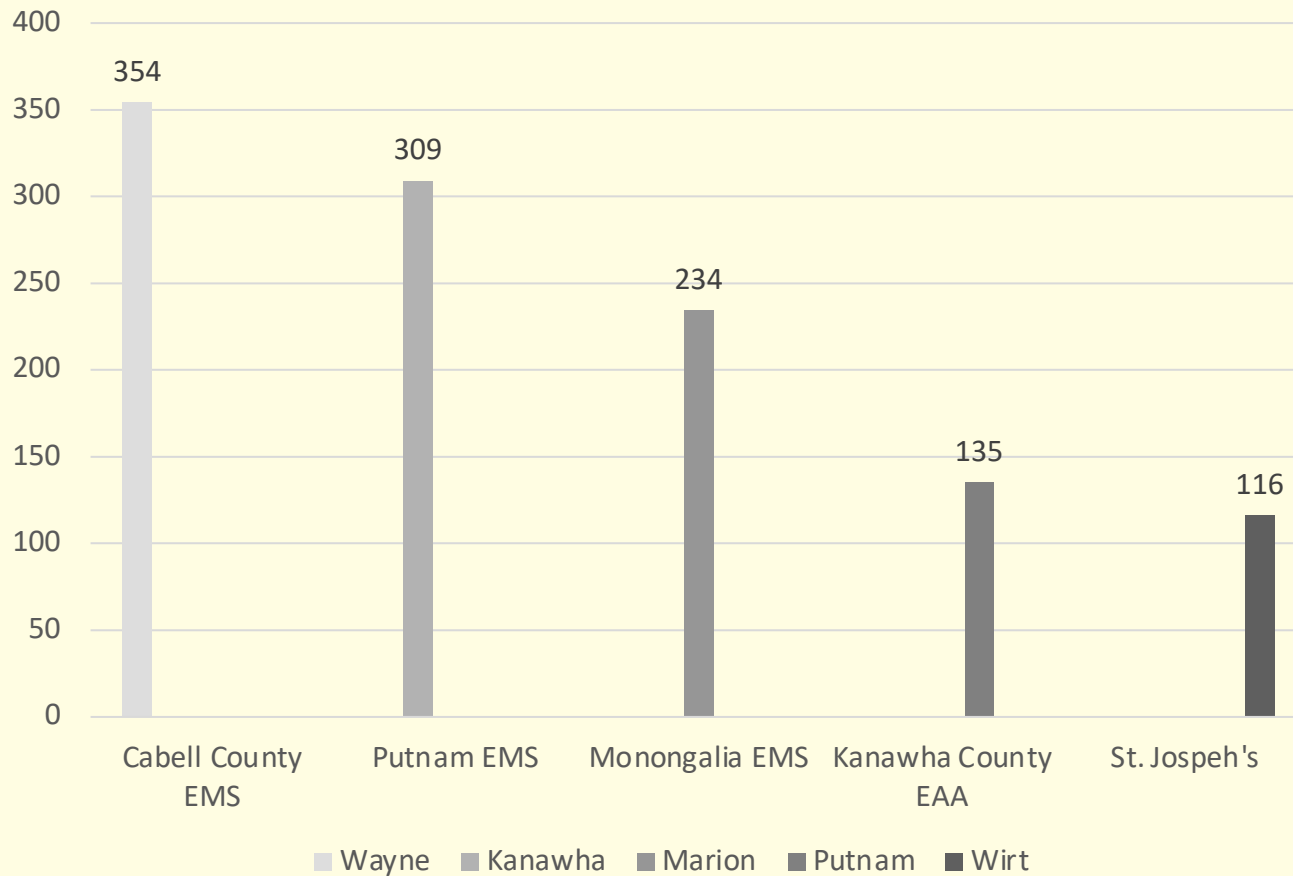
Best Time on Task(minute)		
County	Median Time on Task (TOT)	Rank
Upshur	33	1
Wood	36	2
Hancock	43	3
Randolph	45	4
Berkeley	45.3	5

Time on Task is measured in minutes as the time from when an ambulance begins its response to the time when the ambulance is available to respond to another call

Worst Time on Task(minute)		
County	Median Time on Task (TOT)	Rank
Pleasants	212	51
Doddridge	115	52
Ritchie	115	53
Wyoming	114	54
Pendleton	105	55

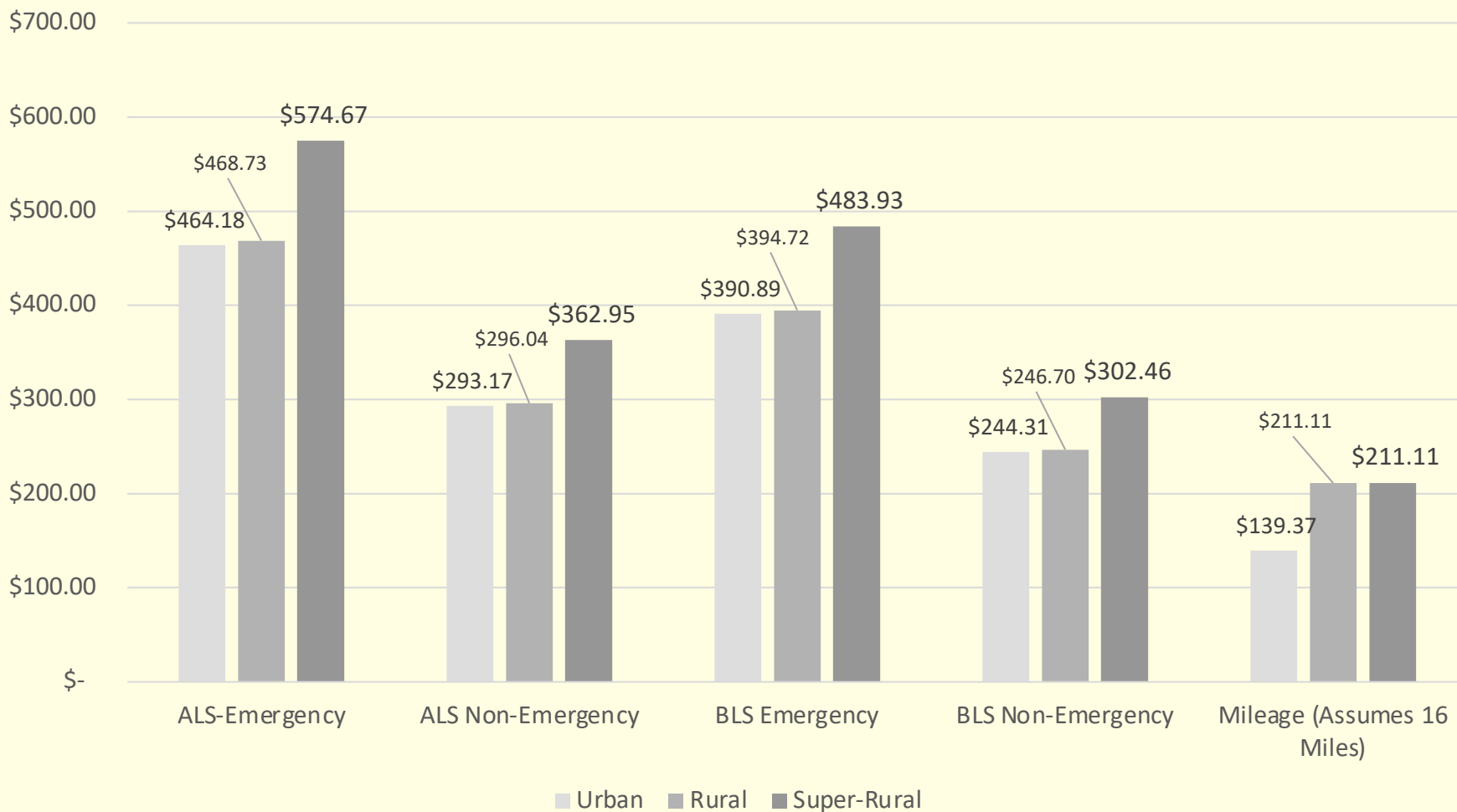
# Mutual Aid

## Mutual Aid Given and by County



# Reimbursement

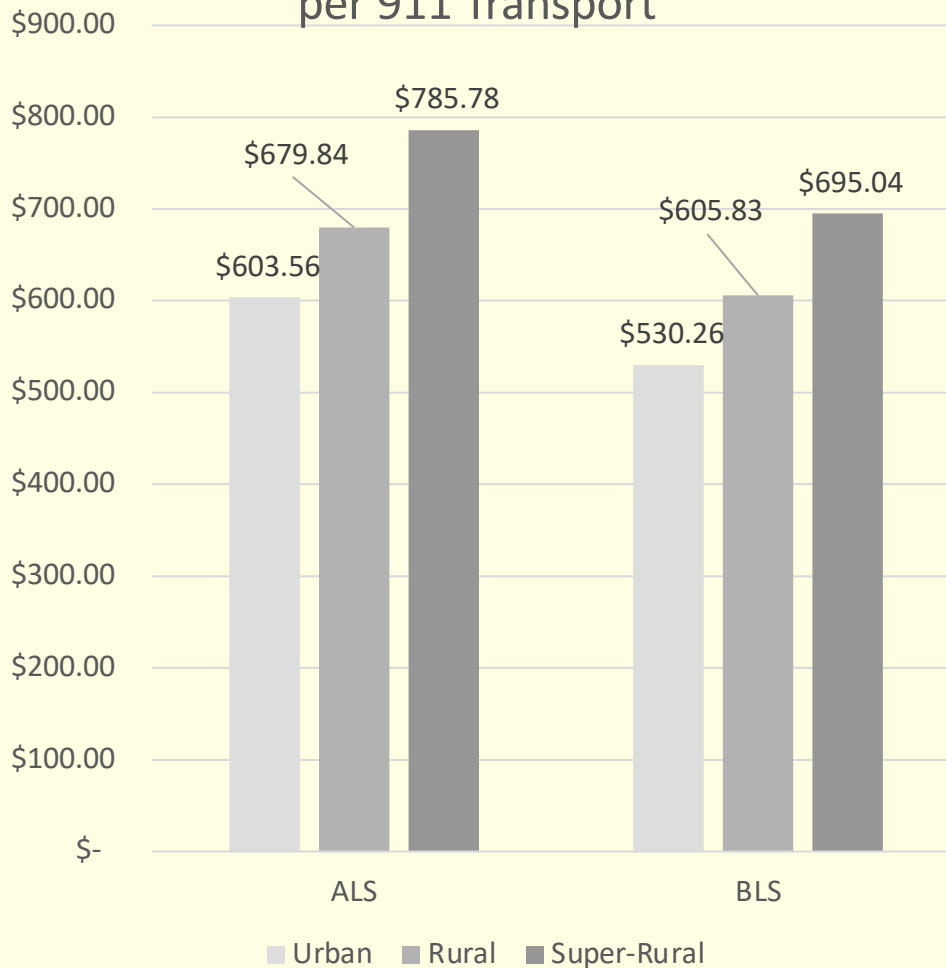
## Medicare and Medicaid Payments per 911 Transport





# Reimbursement Example

Medicare and Medicaid Payments  
per 911 Transport



**Assumes a routine 911 Chest pain call transported 16 miles (average).**

**ALS Treatment:**

Oxygen  
Nitroglycerin  
intravenous line  
12-Lead electrocardiogram  
Pain Management (Fentanyl or Morphine)

**BLS Treatment:**

Oxygen  
Nitroglycerin  
12-Lead electrocardiogram

## **Joseph “Jody” Ratliff, BA, FP-C**

Director WV Office of Emergency Medical Services

350 Capital Street, Charleston WV 25302

Phone: 304-558-3956

Fax: 304-558-3856

Email: [joseph.w.Ratliff@wv.gov](mailto:joseph.w.Ratliff@wv.gov)